

# RETAIL VACANCY LISTINGS



**1**  
555 E OCEAN BLVD  
EAST VILLAGE



**2**  
150 LONG BEACH BLVD  
EAST VILLAGE



**3**  
301 E OCEAN BLVD  
EAST VILLAGE



**4**  
140 LINDEN AVE  
EAST VILLAGE



**5**  
707 E OCEAN BLVD  
EAST VILLAGE



**6**  
100 LONG BEACH BLVD  
EAST VILLAGE



**7**  
730-740 N LONG BEACH BLVD  
EAST VILLAGE



**8**  
435-441 E 4TH ST  
EAST VILLAGE



**9**  
595 PINE AVE  
NORTH PINE




**10**  
200-290 E 4TH ST  
NORTH PINE



**11**  
500-590 PINE AVE  
NORTH PINE



**12**  
420-480 PINE AVE  
NORTH PINE



**13**  
627 MAGNOLIA AVE  
NORTH PINE



**14**  
50-190 E 4TH ST  
NORTH PINE



**15**  
200-290 E 5TH ST  
NORTH PINE




**16**  
1045 ATLANTIC AVE  
NORTH PINE  
PHOTO UNAVAILABLE




**17**  
902-910 DAISY AVE  
NORTH PINE




**18**  
754 PINE AVE  
NORTH PINE



**19**  
311-315 PINE AVE  
NORTH PINE



**20**  
249 E OCEAN BLVD  
PINE AVE



**21**  
100 W BROADWAY  
PINE AVE



**22**  
225 LONG BEACH BLVD  
PINE AVE



**23**  
250-270 PACIFIC AVE  
PINE AVE



**24**  
303 THE PROMENADE N  
PINE AVE  
PHOTO UNAVAILABLE




**25**  
307-309B THE PROMENADE N  
PINE AVE  
PHOTO UNAVAILABLE




**26**  
245 PINE AVE  
PINE AVE




**27**  
242-244 E 3RD ST  
PINE AVE



**28**  
250-300 W OCEAN BLVD  
WATERFRONT




**29**  
401-429 SHORELINE VILLAGE  
DR  
WATERFRONT




**30**  
45-51 THE PASEO  
WATERFRONT




**31**  
11 GOLDEN SHORE  
WEST GATEWAY  
PHOTO UNAVAILABLE




**32**  
100 OCEANGATE ST  
WEST GATEWAY



**33**  
1 WORLD TRADE CTR  
WEST GATEWAY



**34**  
330 GOLDEN SHORE  
WEST GATEWAY



**35**  
340 GOLDEN SHORE  
WEST GATEWAY



**36**  
421 W BROADWAY  
WEST GATEWAY

# RETAIL SPACE MARKET SURVEY

|    | Building Name             | Year Built | Rentable Area | Total Available Space | Smallest Available Space | Average Weighted Rent / SF |
|----|---------------------------|------------|---------------|-----------------------|--------------------------|----------------------------|
| 1  | "555"                     | 1968       | 2,264         | 2,264                 | 611                      | \$1.80                     |
| 2  | Bank of America           | 1981       | 12,290        | 12,290                | 300                      | \$1.94                     |
| 3  | Shoreline Square Tower    | 1988       | 14,539        | 14,539                | 616                      | \$3.50                     |
| 4  | The Lafayette I           | 1928       | 6,959         | 6,959                 | 286                      | \$1.80                     |
| 5  | The Current               | 2016       | 3,710         | 3,710                 | 1,421                    | \$3.75                     |
| 6  | The Edison                | 2016       | 3,380         | 3,380                 | 1,480                    | \$3.63                     |
| 7  | 730-740 N Long Beach Blvd | 1992       | 6,662         | 4,900                 | 800                      | \$1.50                     |
| 8  | 435-441 E 4th Street      |            | 6,268         | 2,008                 | 2,008                    | \$2.50                     |
| 9  | Pine at Sixth             | 1987       | 8,661         | 4,625                 | 1,086                    | \$2.00                     |
| 10 | Downtown Long Beach A     | 2002       | 77,424        | 5,610                 | 1,680                    | \$3.82                     |
| 11 | Downtown Long Beach J     | 2004       | 24,511        | 4,559                 | 1,379                    | \$2.95                     |
| 12 | Downtown Long Beach P     | 2003       | 9,868         | 1,654                 | 1,654                    | \$2.50                     |
| 13 | Magnolia Plaza            | 1995       | 8,788         | 4,000                 | 900                      | \$1.70                     |
| 14 | Downtown Long Beach E     | 2003       | 14,081        | 7,462                 | 1,323                    | \$3.37                     |
| 15 | Downtown Long Beach B     | 2003       | 46,572        | 18,773                | 2,373                    | \$3.47                     |
| 16 | St. Mary Medical Center   | 1972       | 111,688       | 804                   | 804                      | \$2.05                     |
| 17 | 902-910 Daisy Ave         | 1920       | 5,657         | 1,600                 | 1,600                    | \$0.62                     |
| 18 | 754 Pine Ave              | 1924       | 2,600         | 2,600                 | 2,600                    | \$1.50                     |
| 19 | 311-315 Pine Ave          | 1956       | 4,800         | 2,500                 | 2,500                    | \$2.12                     |
| 20 | International City Bank   | 1981       | 1,235         | 1,235                 | 1,235                    | \$1.75                     |
| 21 | The Hubb                  | 1986       | 4,081         | 4,081                 | 1,817                    | \$3.25                     |
| 22 | Lofts at Promenade        | 2008       | 14,201        | 3,675                 | 1,800                    | \$2.50                     |
| 23 | Pacific Court Apartment   | 1990       | 2,700         | 2,700                 | 2,700                    | \$1.75                     |

|    | Building Name          | Year Built | Rentable Area | Total Available Space | Smallest Available Space | Average Weighted Rent / SF |
|----|------------------------|------------|---------------|-----------------------|--------------------------|----------------------------|
| 24 | Downtown Long Beach G  | 2002       | 1,000         | 1,000                 | 100                      | \$3.50                     |
| 25 | Downtown Long Beach F  | 200        | 3,752         | 1,918                 | 790                      | \$3.50                     |
| 26 | Pine Square            | 1992       | 93,389        | 18,400                | 2,700                    | \$1.50                     |
| 27 | 242-244 E 3rd Street   | 1919       | 4,800         | 2,400                 | 2,400                    | \$2.50                     |
| 28 | Camden Harbor View     | 2003       | 2,575         | 2,575                 | 763                      | \$1.75                     |
| 29 | Shoreline Village      | 1983       | 67,057        | 3,762                 | 302                      | \$3.76                     |
| 30 | Pike Outlets           | 2003       | 6,269         | 6,269                 | 800                      | Withheld                   |
| 31 | 11 Golden Shore        | 1982       | 4,705         | 4,705                 | 522                      | \$1.75                     |
| 32 | Legacy Oceangate Tower | 1971       | 4,395         | 4,395                 | 100                      | \$2.15                     |
| 33 | One World Trade Center | 1989       | 33,651        | 3,980                 | 774                      | \$2.50                     |
| 34 | Catalina Landing       | 1985       | 27,102        | 27,102                | 1,163                    | Withheld                   |
| 35 | Catalina Landing       | 1985       | 3,853         | 3,853                 | 1,243                    | \$2.35                     |
| 36 | gallery421             | 2010       | 9,573         | 9,573                 | 1,000                    | \$2.75                     |

*Source: CoStar / DLBA Retail Inventory*