

CLASS A

BUILDING NAME	AVERAGE WEIGHED RENT	RENTABLE BUILDING AREA	TOTAL OCCUPIED	% OCCUPIED	DIRECT AVAILABLE SPACE	SUBLET AVAILABLE SPACE	YEAR BUILT	YEAR RENOVATED
1WTC	\$2.55	574,981	474,685	82.6%	100,296	0	1989	2017
Landmark Square	\$2.94	464,406	430,890	92.8%	134,197	2,500	1990	-
Shoreline Square Tower	\$2.95	396,268	362,795	91.6%	38,636	10,295	1988	-
<b>Total Average</b>	<b>\$2.81</b>	<b>1,435,655</b>	<b>1,268,370</b>	<b>89.0%</b>	<b>273,129</b>	<b>12,795</b>	<b>1989</b>	<b>-</b>

CLASS B

Molina Center 1	-	230,632	230,632	100.0%	0	-	1983	-
Molina Center 2	-	230,631	230,631	100.0%	0	-	1983	-
The Hubb	\$2.76	210,428	205,801	97.8%	28,971	0	1986	2016
180 E Ocean	\$2.55	208,560	116,416	55.8%	179,216	0	1981	-
211 E Ocean	\$2.80	114,355	112,846	98.7%	1,509	0	1982	2016
International City Bank	\$2.08	112,215	91,942	81.9%	20,273	1,340	1981	1992
Catalina Landing	\$2.45	60,131	60,131	100.0%	0	0	1985	2016
Catalina Landing	\$2.64	71,678	50,360	70.3%	21,318	0	1985	2016
Catalina Landing	\$2.63	68,854	50,336	73.1%	21,684	0	1985	2016
Catalina Landing	\$2.64	70,058	44,152	63.0%	32,681	0	1985	2016
Union Bank Building	\$1.95	157,683	134,634	85.4%	23,049	0	1976	1990
Legacy Oceangate Tower	\$2.37	228,484	182,274	79.8%	36,736	14,780	1971	2005
Bank of America	\$1.90	49,436	39,396	79.7%	10,040	0	1981	-
200 Pine	\$2.36	65,909	52,130	79.1%	10,391	0	1968	2009
401 E Ocean Blvd	\$1.90	134,773	72,018	53.4%	66,618	0	1983	1996
444 W Ocean Building	\$2.41	186,439	137,927	74.0%	48,512	4,197	1968	2014
"555"	\$1.80	138,592	94,520	68.2%	41,169	0	1968	2002
Press Telegram Building	-	70,110	70,110	100.0%	0	-	N/P	2013
Meeker-Baker Bldg	-	120,000	120,000	100.0%	0	-	2014	-
<b>Total/Average</b>	<b>\$2.35</b>	<b>2,528,968</b>	<b>2,096,256</b>	<b>82.1%</b>	<b>542,167</b>	<b>20,317</b>	<b>1981</b>	<b>2008</b>

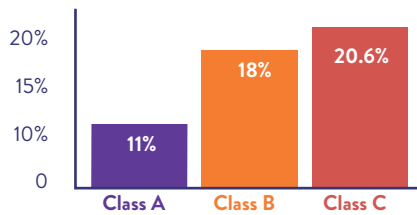
CLASS C






























The Loft Bldg	\$1.85	28,368	26,035	91.8%	2,333	0	1923	2000
Sevilla/Design Science	\$2.00	24,000	12,000	50.0%	12,000	0	1995	-
The Arts Bldg	\$1.69	30,000	11,372	37.9%	18,628	0	1930	2012
Clock Tower Bldg	\$1.74	67,000	54,125	80.8%	15,610	4,450	1906	1989
Pacific Tower	\$1.50	104,754	103,948	99.2%	806	0	1923	2002
F&M Tower	\$1.92	52,000	51,514	99.1%	486	0	1923	1988
Sea Spray Gardens	\$2.25	33,000	32,130	97.4%	870	0	1983	-
<b>Total/Average</b>	<b>\$1.85</b>	<b>339,122</b>	<b>291,124</b>	<b>79.4%</b>	<b>50,733</b>	<b>4,450</b>	<b>1940</b>	<b>1998</b>
<b>GRAND TOTAL</b>	<b>\$2.27</b>	<b>4,303,745</b>	<b>3,655,750</b>	<b>84.9%</b>	<b>866,029</b>	<b>37,562</b>	<b>1972</b>	<b>2006</b>

# OFFICE VACANCY LISTINGS



TOTAL % VACANCY BY CLASS TYPE



- 
**1 ONE WOLD TRADE CENTER**  
 1 World Trade Ctr  
 West Gateway
- 
**2 LANDMARK SQUARE**  
 111 W Ocean Blvd  
 Pine Avenue
- 
**3 SHORELINE SQUARE TOWER**  
 301 E Ocean Blvd  
 East Village
- 
**4 MOLINA CENTER 1**  
 1200 Oceangate  
 West Gateway
- 
**5 MOLINA CENTER 2**  
 2300 Oceangate  
 West Gateway
- 
**6 THE HUBB**  
 100 W Broadway  
 Pine Avenue
- 
**7 180 E Ocean**  
 180 E Ocean Blvd  
 Waterfront
- 
**8 DOWNTOWN PLAZA**  
 211 E Ocean  
 Pine Avenue
- 
**9 INTERNATIONAL CITY BANK**  
 249 E Ocean Blvd  
 Pine Avenue
- 
**10 CATALINA LANDING**  
 310 Golden Shore  
 West Gateway
- 
**11 CATALINA LANDING**  
 320 Golden Shore  
 West Gateway
- 
**12 CATALINA LANDING**  
 330 Golden Shore  
 West Gateway
- 
**13 CATALINA LANDING**  
 340 Golden Shore  
 West Gateway
- 
**14 UNION BANK BUILDING**  
 400 Oceangate  
 West Gateway
- 
**15 LEGACY OCEANGATE TOWER**  
 100 Oceangate St  
 West Gateway
- 
**16 BANK OF AMERICA**  
 150 Long Beach Blvd  
 East Village
- 
**17 200 Pine**  
 200 Pine Ave  
 Pine Avenue
- 
**18 401 E OCEAN BLVD**  
 401 E Ocean Blvd  
 East Village
- 
**19 444 W OCEAN BUILDING**  
 444 W Ocean Blvd  
 Waterfront
- 
**“555”**  
 555 E Ocean Blvd  
 East Village
- 
**21 PRESS TELEGRAM BUILDING**  
 604 Pine Ave  
 North Pine
- 
**22 MEEKER-BAKER BUILDING**  
 650 Pine Ave  
 North Pine
- 
**23 THE LOFT BUILDING**  
 130 Pine Ave  
 Pine Avenue
- 
**24 SEVILLA/DESIGN SCIENCE**  
 136-140 Pine Ave  
 Pine Avenue
- 
**25 THE ARTS BUILDING**  
 236 E 3rd St  
 Pine Avenue
- 
**26 CLOCK TOWER BUILDING**  
 115 Pine Ave  
 Pine Avenue
- 
**27 PACIFIC TOWER**  
 235-247 E Broadway  
 Pine Avenue
- 
**28 F&M BANK BUILDING**  
 320 Pine Ave  
 North Pine
- 
**29 SEA SPRAY GARDENS**  
 333 W Broadway  
 West Gateway